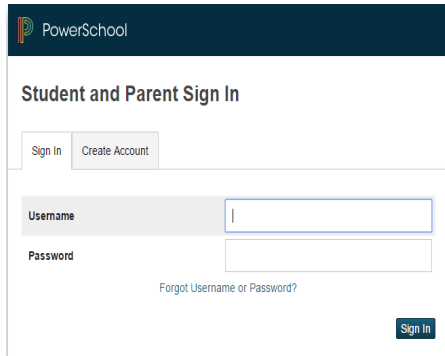


# PowerSchool Parent Access

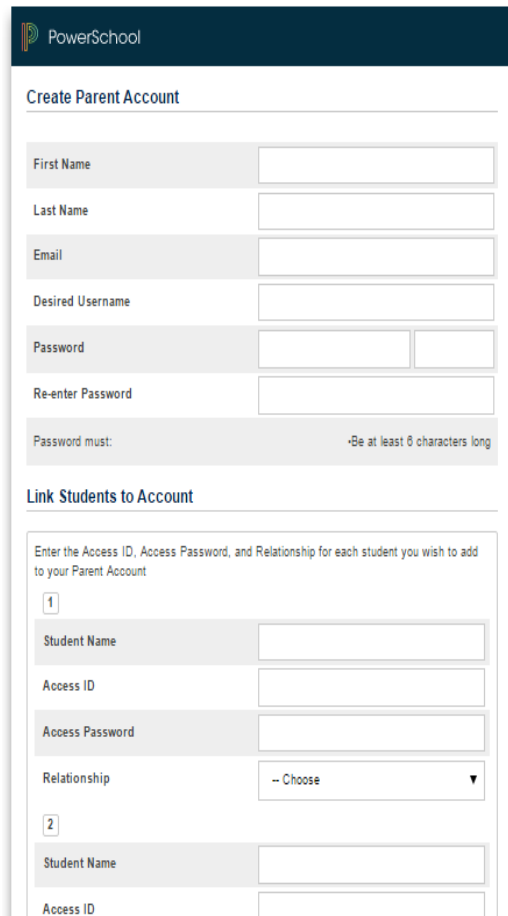
Would you like to check your child(ren)'s grades, find the daily bulletin (Jr/Sr HS only), check lunch balances, etc.? You can do this through the PowerSchool Parent portal. <https://ps.resc.k12.in.us/public/>



The image shows the 'Student and Parent Sign In' page. It features a dark blue header with the PowerSchool logo. Below the header, there are two buttons: 'Sign In' and 'Create Account'. A 'Username' field is followed by a 'Password' field. A link for 'Forgot Username or Password?' is located below the password field. A 'Sign In' button is at the bottom right.

**Create Account:**  
Click on the tab to create an account.

**Create Parent Account:**  
Enter information about how you want the account set up.



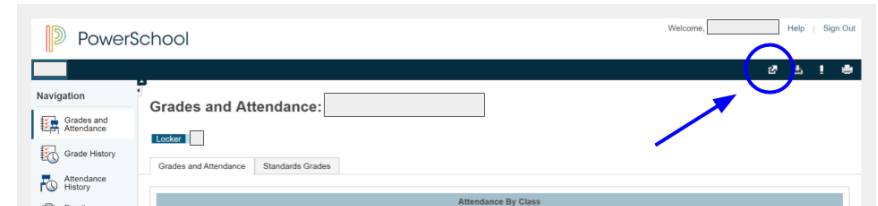
The image shows the 'Create Parent Account' page. It has a dark blue header with the PowerSchool logo. The form includes fields for 'First Name', 'Last Name', 'Email', 'Desired Username', 'Password', and 'Re-enter Password'. A note states 'Password must: \*Be at least 8 characters long'. Below this is the 'Link Students to Account' section, which asks to 'Enter the Access ID, Access Password, and Relationship for each student you wish to add to your Parent Account'. It contains two rows of fields for 'Student Name', 'Access ID', 'Access Password', and 'Relationship' (with a dropdown menu).

**Link Students to Account:**  
You will be able to link to up to 6 of your children to this account.  
The Access ID and Access Password for each child is required and available from the school.

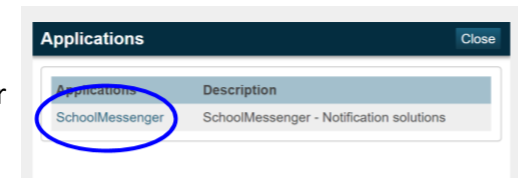
# PowerSchool School Messenger

Would you like to receive texts about school emergencies, cancellations, and general school information? Opt in for School Messenger to send you texts!

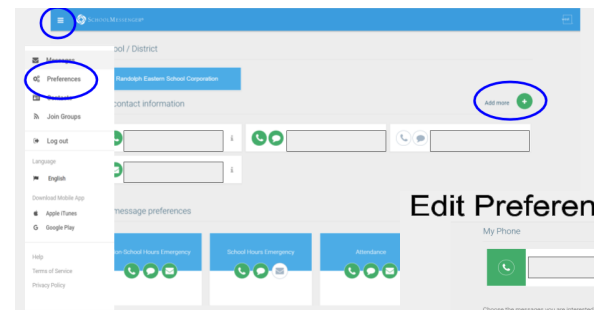
1. While logged into the Parent Portal, Click on the Applications button.



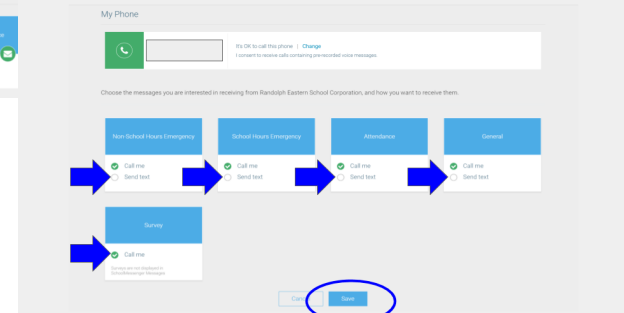
2. Click School Messenger



3. Click the School Messenger Menu in the upper left area. Select Preferences. The screen will look like below. Then click on the number/email address to edit existing contact information (phone calls, texts, emails) or Add More contacts.



## Edit Preferences for a Phone Number



For a short video tutorial: <https://youtu.be/KsOetAa7RUI>



**Randolph Eastern**  
School Corporation

Check out our website for current  
information about school events.

[www.resc.k12.in.us](http://www.resc.k12.in.us)

*PowerSchool*

*<https://ps.resc.k12.in.us/public>*



## Follow us on Twitter

@RandolphEastern  
@UC\_Principal  
@UC\_Athletics  
@RESCNorthside  
@RESC\_tech

Superintendent, Aaron Black  
High School Principal, Neal Adams  
Athletic Department UC Indians  
North Side Elementary School  
RESC Tech Department

\*\*\*Many school organizations have their own Twitter handles  
That can also be followed.

## Like us on Facebook

Randolph Eastern School Corporation

